

GLOBAL TERRORISM INDEX 2023 BRIEFING

○ Global Results
& Incidents

○ Trends in
Terrorism

○ 10 Years
of the GTI

○ The Sahel &
Expert Essays

Measuring the Impact of Terrorism

IEP

Institute for
Economics
& Peace

2023 GLOBAL TERRORISM INDEX BRIEFING

MEASURING THE IMPACT OF TERRORISM

The tenth annual edition of the Global Terrorism Index (GTI) reveals attacks are more deadly with 26% more people dying in each incident - the first rise in lethality in five years. After substantial improvements in terrorism activity between 2016 and 2019, progress has plateaued with both attacks and deaths remaining roughly the same since 2019 with 2022 providing mixed results.

2023 Key Findings

- ▶ Attacks have become more deadly with the lethality rising by 26%.
- ▶ Terrorism deaths down 9% although, this is attributed to the removal of the Taliban from this year's Index - if Afghanistan was excluded deaths increase by 4%.
- ▶ The Sahel is the most impacted region, representing 43% of global terrorism deaths, 7% more than the year prior.
- ▶ Islamic State (IS) and its affiliates remained the world's deadliest terrorist group in 2022 for the eighth consecutive year, with attacks in 21 countries.
- ▶ Drone technology and use continues to rapidly evolve, especially with groups such as IS, Boko Haram and Houthis.

1 FOR MORE OF SECTION 1: RESULTS, SEE THE 2023 REPORT

Five most & least impacted countries

Last year, terrorism resulted in 6,701 deaths, 38% lower than at their peak in 2015. However, the lethality rate of the two deadliest terrorist groups is increasing. IS, the deadliest, saw an increase of 12% to 2.9 deaths per attack, while al-Shabaab's lethality rate is at its highest level since 2017, increasing by 32% to 2.5 persons per attack.

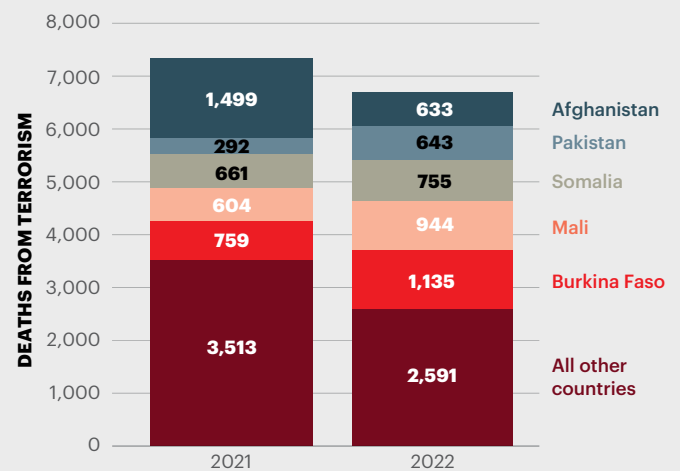
MOST IMPACTED		SCORE	RANK CHANGE
1	● Afghanistan	8.822	↔
2	● Burkina Faso	8.564	↑ 2
3	● Somalia	8.463	↔
4	● Mali	8.412	↑ 3
5	● Syria	8.161	↑ 1

LEAST IMPACTED		SCORE	RANK CHANGE
=93	● Timor-Leste	0.000	↔
=93	● Trinidad and Tobago	0.000	↔
=93	● Turkmenistan	0.000	↔
=93	● Zambia	0.000	↔
=93	● Zimbabwe	0.000	↔

1 FOR MORE OF SECTION 1: RESULTS, SEE THE 2023 REPORT

Total terrorism deaths by country, 2021-2022

Total deaths from terrorism fell almost nine per cent from 2021 to 2022.

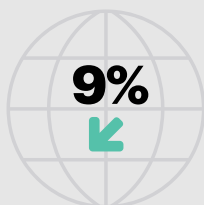


Source: Dragonfly TerrorismTracker; IEP calculations

1 FOR MORE OF SECTION 1: RESULTS, SEE THE 2023 REPORT

2023 Overview

GLOBAL DEATHS FROM TERRORISM, 2022



Deaths from terrorism fell to 6,701 in 2022, representing a nine per cent decrease from the prior year.

AFGHANISTAN

58% ↓

Terrorism deaths fell by 866 in Afghanistan in 2022, a 58 per cent improvement. This was after the Taliban gained control of the government in 2021 and ceased to be classified as a terrorist organisation.

RESULTS

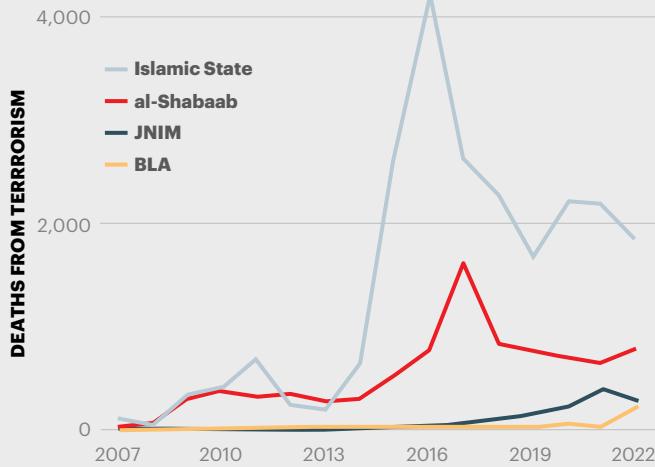
38%

Last year, terrorism resulted in 6,701 deaths, 38% lower than at their peak in 2015. However, the lethality rate of the two deadliest terrorist groups is increasing.



Four deadliest terrorist groups in 2022

Islamic State were the deadliest terrorist group of 2022.

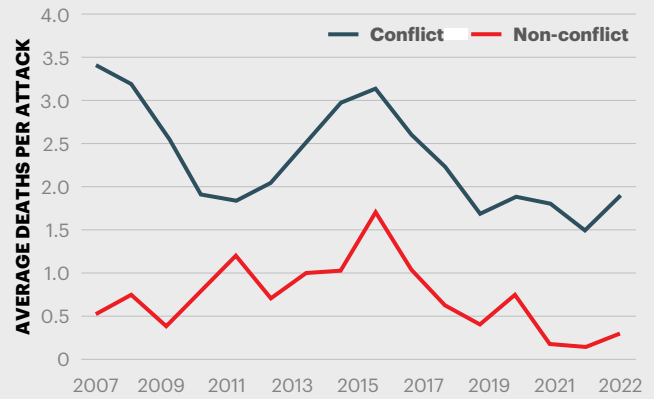


Source: Dragonfly TerrorismTracker; IEP calculations

1 FOR MORE OF SECTION 1: RESULTS, SEE THE 2023 REPORT

Lethality rate, conflict and non-conflict countries, 2007-2022

Terrorist attacks in conflict countries are deadlier on average than attacks in non-conflict countries.

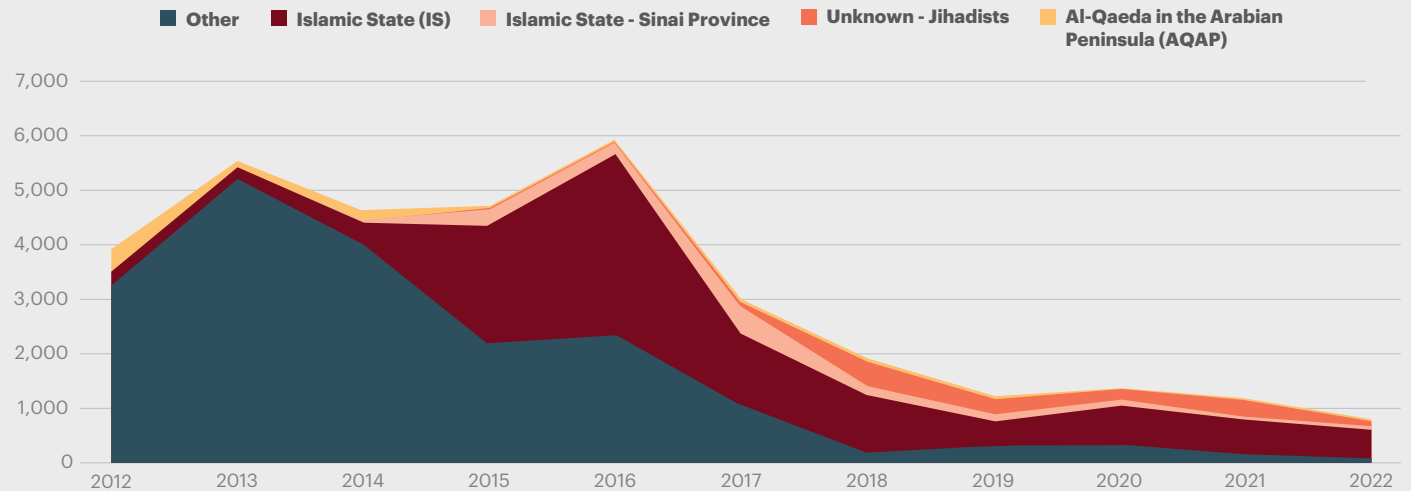


Source: UCDP; Dragonfly TerrorismTracker; IEP calculations

2 FOR MORE OF SECTION 2: TRENDS IN TERRORISM, SEE THE 2023 REPORT

Deaths by major terrorist groups, 2012-2022

Islamic State claimed 57 per cent of all terrorism related deaths between 2012 and 2022.



Source: Dragonfly TerrorismTracker; IEP calculations

Note: Calculations for deaths resulting from terrorist attacks carried out by Particular groups are based on TerrorismTracker data where name of perpetrator group is determined.

3 FOR MORE OF SECTION 3: TERRORISM AND PEACE IN MENA (2012-2022), SEE THE 2023 REPORT

THE SAHEL

32%

Deaths from attacks by unknown Jihadists are eight times higher than 2017, representing 32% of all terrorism deaths and 16 times higher in the Sahel.

SHIFTS IN TERRORISM

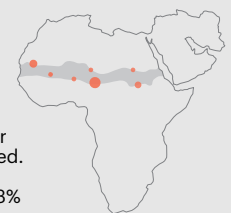
The hub of terrorism is rapidly changing and moving towards countries facing political instability, conflict, and ecological degradation, particularly in the Sahel.

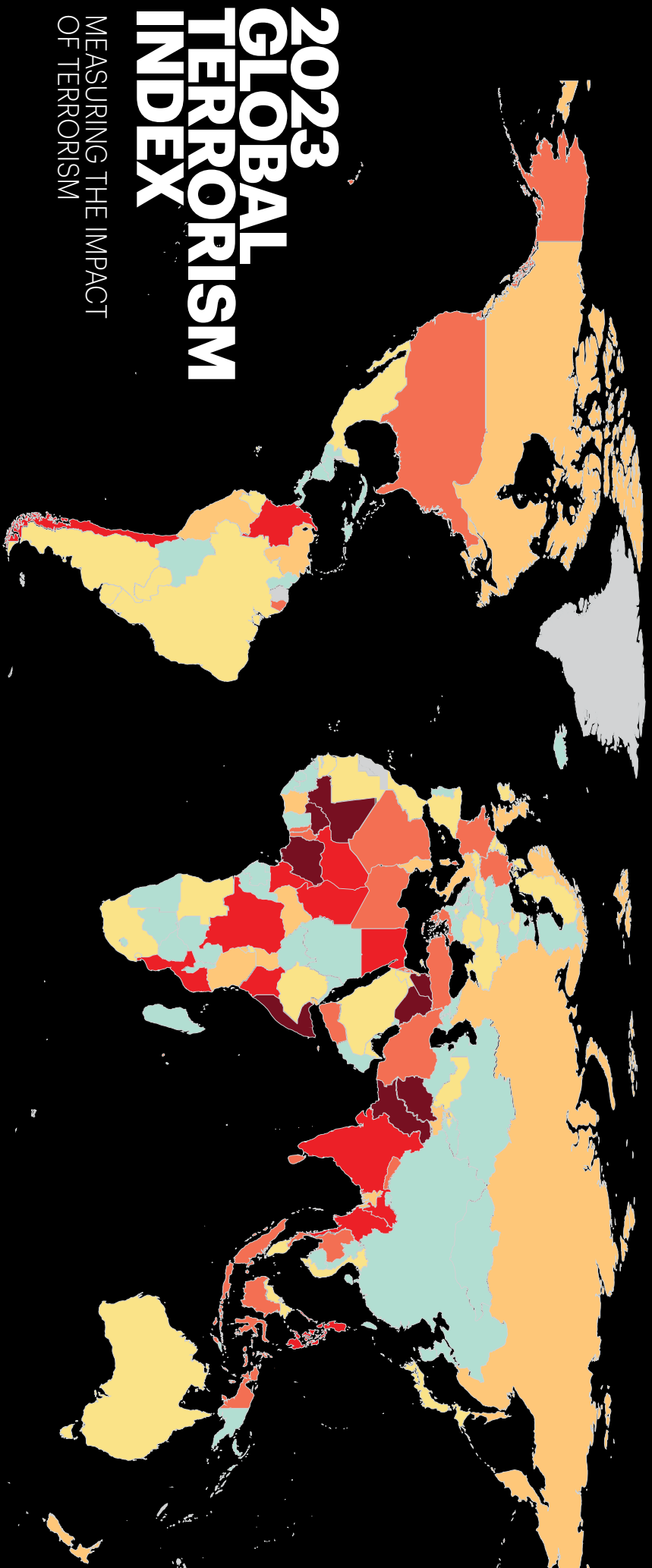


MOST IMPACTED

7%

Deaths from terrorism in the Sahel increased by 7% and are now higher than South Asia and MENA combined. The area is also the most impacted region in the world, representing 43% of deaths from terrorism globally.

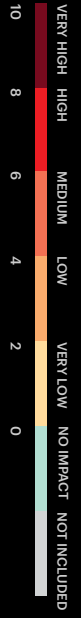




2023 GLOBAL TERRORISM INDEX

MEASURING THE IMPACT
OF TERRORISM

THE IMPACT OF TERRORISM



The Global Terrorism Index, produced by the Institute for Economics & Peace (IEP), ranks 163 countries (99.7% of the world's population) according to 23 qualitative and quantitative indicators of peace.

See the full list of rankings and explore the data on the interactive map at visionofhumanity.org. Click on a country to see the levels of peacefulness, compare two or more countries and use the timeline to see the changes in levels of peacefulness since 2002.

The GTI is developed by the Institute for Economics & Peace, an independent, non-partisan, non-profit think tank dedicated to shifting the world's focus to peace as a positive, achievable and tangible measure of human wellbeing and progress.

IEP is headquartered in Sydney with offices in New York, The Hague, Mexico City, Harare and Brussels. It works with a wide range of partners internationally and collaborates with intergovernmental organisations on measuring and communicating the economic value of peace.

economicandpeace.org
visionofhumanity.org
visionofhumanity.org/resources

