

GLOBAL PEACE INDEX 2020 BRIEFING



2020 GLOBAL PEACE INDEX BRIEFING

MEASURING PEACE IN A COMPLEX WORLD

The Global Peace Index 2020 finds that the level of global peacefulness deteriorated, with the average country score falling by 0.34 per cent. This is the ninth deterioration in peacefulness in the last twelve years, with 81 countries improving, and 80 recording deteriorations over the past year. The 2020 GPI reveals a world in which the conflicts and crises that emerged in the past decade have begun to abate, only to be replaced with a new wave of tension and uncertainty as a result of the COVID-19 pandemic.

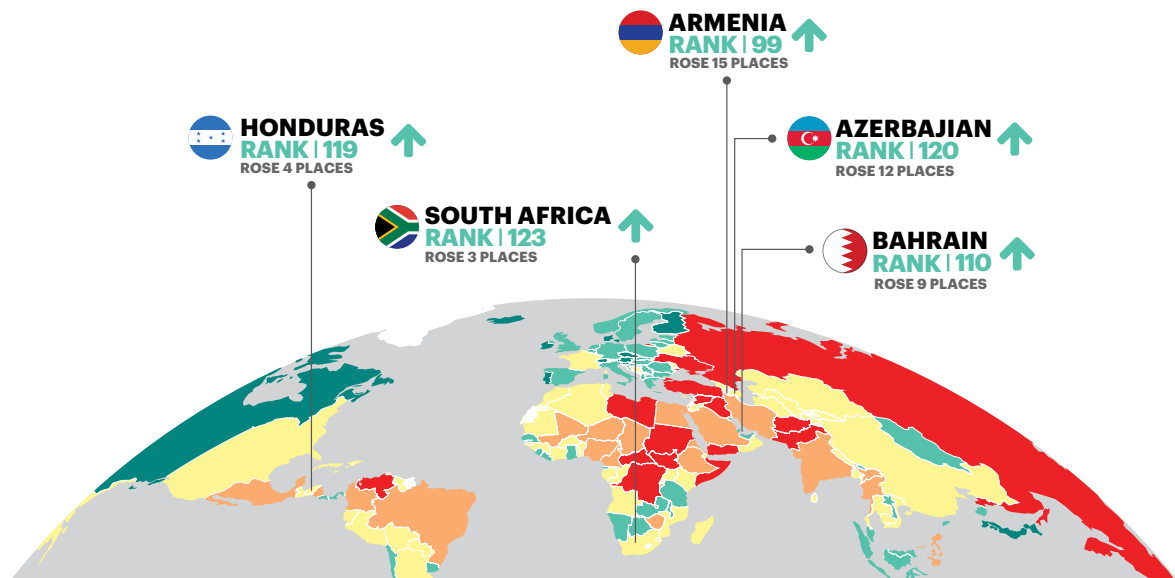
2020 key highlights

- The average level of global peacefulness deteriorated 0.34 percent on the 2020 GPI. This is the ninth time in the last 12 years that global peacefulness has deteriorated.
- The gap between the least and most peaceful countries continues to grow. Since 2008, the 25 least peaceful countries declined on average by 12.9 per cent, while the 25 most peaceful countries improved by 2.1 per cent.
- The global economic impact of violence improved for the second year in a row, decreasing by 0.2 per cent or \$29 billion from 2018 to 2019. However, it is \$1.25 trillion higher than what it was in 2012.
- By 2050, climate change is estimated to create up to 86 million additional migrants in sub-Saharan Africa, 40 million in South Asia and 17 million in Latin America.
- The economic impact of COVID-19 will negatively affect political instability, international relations, conflict, civil rights and violence, undoing many years of socio-economic development.
- Civil unrest has doubled since 2011 – 96 countries recorded a violent demonstration in 2019, with Europe recording the most. Political instability is likely to be exacerbated by the emerging economic crisis.

FOR MORE INFORMATION
SEE THE 2020 REPORT,
SECTION 1: RESULTS


Five largest improvements in peace

Azerbaijan, Armenia, Bahrain, South Africa and Honduras showed the largest improvements in peace in the 2020 Global Peace Index.



Global trends

PEACE DETERIORATION



The average level of global peacefulness has deteriorated by 2.5 per cent since 2008.



DETERIORATION IN MENA

63% ↑

Percentage of MENA countries that have deteriorated in peacefulness since 2008.

IMPROVEMENTS IN OVERALL PEACEFULNESS

<20% ↓

Only two countries - Georgia and Sri Lanka - are 20 per cent more peaceful in 2020 compared to 2008.

Global overview

Last year the level of global peacefulness deteriorated, with the average country score falling by 0.34 per cent. This is the ninth deterioration in peacefulness in the last twelve years, with 81 countries improving, and 80 recording deteriorations over the past year.

Only two of the nine regions in the world became more peaceful over the past year. The greatest improvement occurred in the Russia and Eurasia region, followed by North America. North America was the only region to record improvements across all three domains, while Russia and Eurasia recorded improvements in *Ongoing Conflict* and *Safety and Security*, but a deterioration on the *Militarisation* domain.

South America and Central America and the Caribbean recorded the largest and second largest deterioration on the 2020 GPI. While South America's average deterioration in peacefulness was driven by deteriorations on *Militarisation* and *Safety and Security*,

the fall in peacefulness in Central America and the Caribbean was driven by changes in *Ongoing Conflict*.

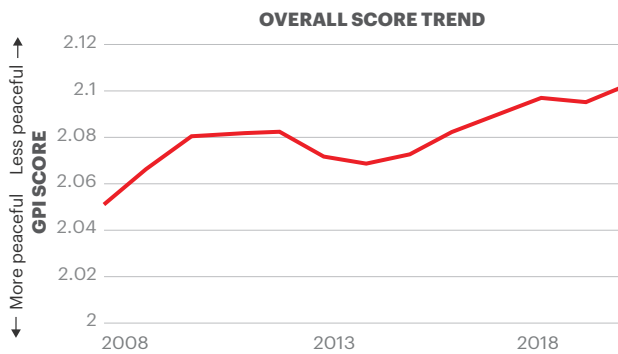
Peacefulness has declined 2.5 percent since 2008 with 81 GPI countries recording a deterioration, and 79 improving.

Environmental pressures continue to negatively impact peace. The number of natural disasters has tripled in the last four decades, with the economic impact also increasing – rising from US\$50 billion in the 1980s to US\$200 billion per year in the last decade.

This year's report also looks at the trends in civil unrest over the past decade. From 2011 to 2019, the number of riots, general strikes and anti-government demonstrations around the world increased by 244 per cent.

GPI overall trend and year-on-year percentage change, 2008–2020

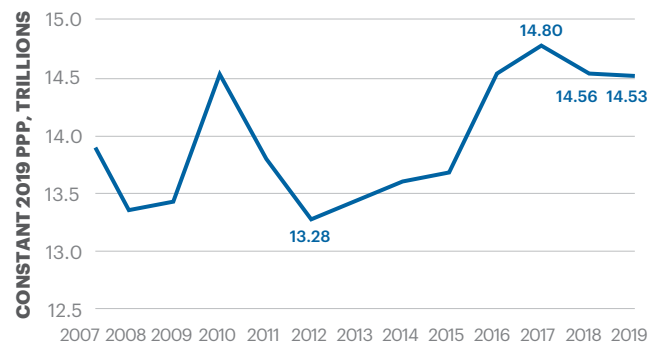
Peacefulness has declined year-on-year for nine of the last 12 years.



Source: IEP

Trend in the global economic impact of violence, trillions PPP, 2007–2019

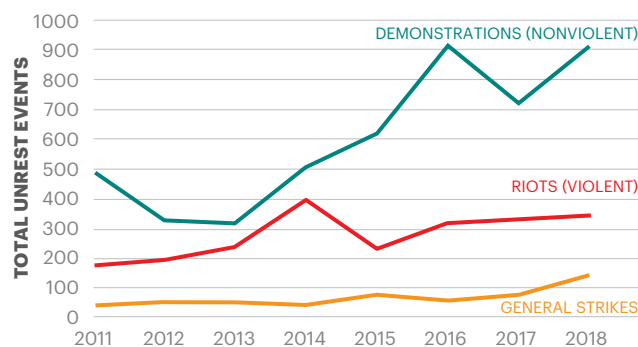
The de-escalation of conflicts, particularly in the MENA region, contributed to the 1.8 per cent decline in the global economic impact of violence from 2017.



Source: IEP

Global trends in civil unrest, 2011–2018

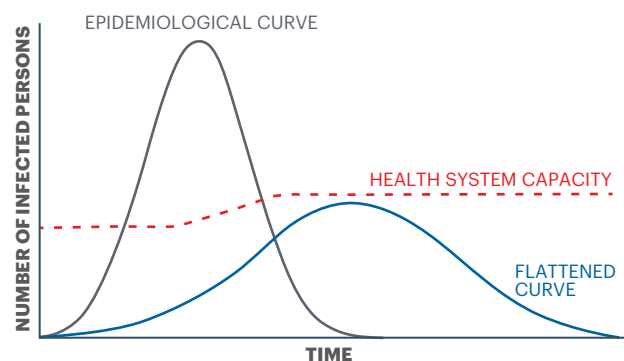
Incidents of civil unrest doubled over the last decade.



Source: Cross-National Time Series (CNTS), IEP calculations

The impact of Positive Peace on a pandemic response

Positive Peace can both help 'flatten the curve' and increase health system capacity over time.

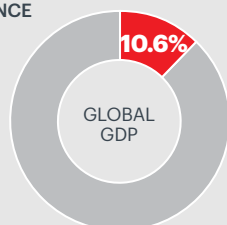


Economic impact of violence

GLOBAL ECONOMIC IMPACT OF VIOLENCE

The global economic impact of violence was \$14.5 trillion PPP in 2019, equivalent to 10.6 per cent of global GDP, or \$1,909 per person.

\$1,909 PER PERSON



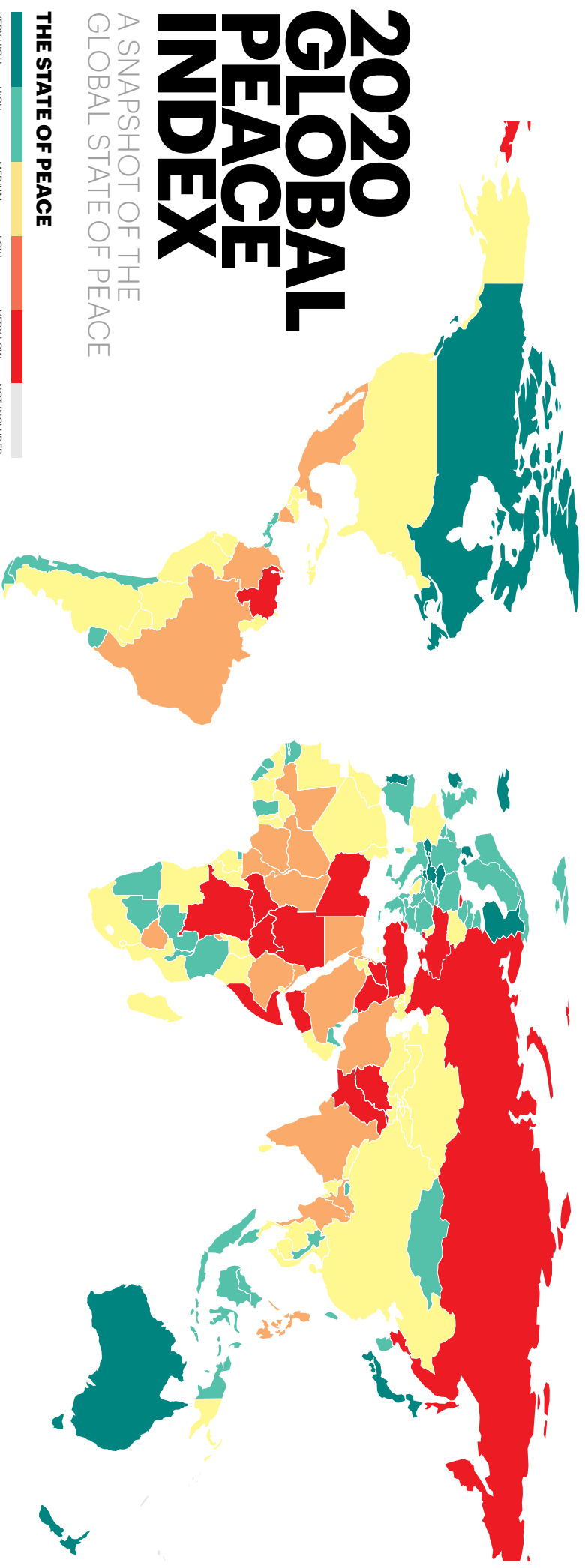
TEN MOST VS LEAST AFFECTED COUNTRIES

41% vs **3.9%**
AVG GDP vs AVG GDP

In the ten countries most economically affected by violence, the average economic cost was equivalent to 41 per cent of GDP. In the ten most peaceful countries the average economic cost was 3.9 per cent of GDP.

GLOBAL ECONOMIC IMPACT OF ARMED CONFLICT

Globally the economic impact of armed conflict decreased by 11 per cent or \$66 billion in 2019 to \$521 billion.



The Global Peace Index, produced by the Institute for Economics & Peace (IEP), ranks 163 countries (99.7% of the world's population) according to 23 qualitative and quantitative indicators of peace.

See the full list of rankings and explore the data on the interactive map at visionofhumanity.org. Click on a country to see the levels of peacefulness, compare two or more countries and use the timeline to see the changes in levels of peacefulness since 2008.

The GPI is developed by the Institute for Economics & Peace, an independent, non-partisan, non-profit think tank dedicated to shifting the world's focus to peace as a positive, achievable and tangible measure of human wellbeing and progress.

IEP is headquartered in Sydney with offices in New York, The Hague, Mexico City, Harare and Brussels. It works with a wide range of partners internationally and collaborates with intergovernmental organisations on measuring and communicating the economic value of peace.



economicsandpeace.org
visionofhumanity.org
visionofhumanity.org/reports

