

MEXICO PEACE INDEX

2017

HIGHLIGHTS

MAPPING THE EVOLUTION OF PEACE AND ITS DRIVERS



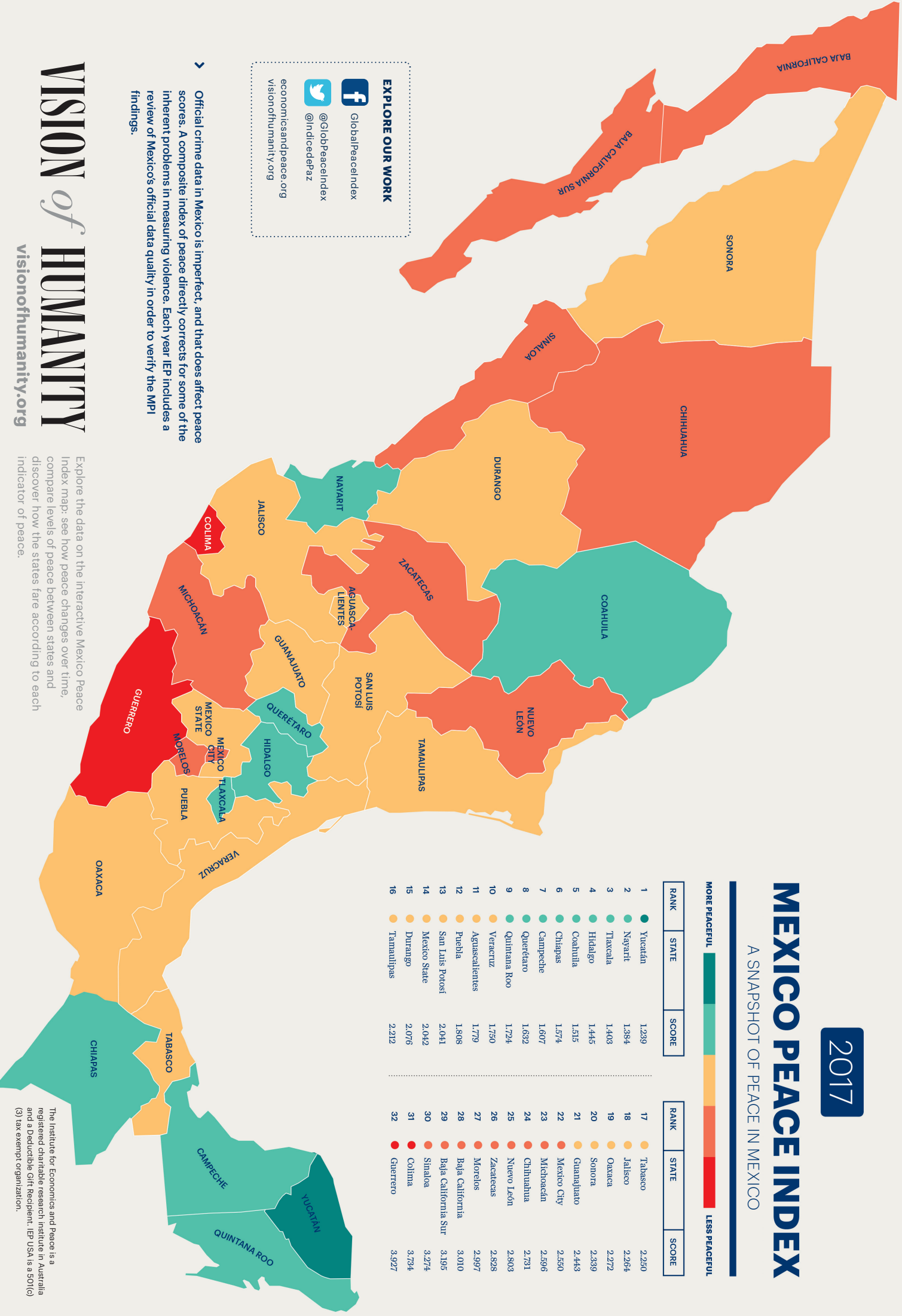
2017

MEXICO PEACE INDEX

A SNAPSHOT OF PEACE IN MEXICO

MORE PEACEFUL LESS PEACEFUL

RANK	STATE	SCORE	RANK	STATE	SCORE
1	Yucatán	1,289	17	Tabasco	2,250
2	Nayarit	1,384	18	Jalisco	2,264
3	Yucatán	1,403	19	Oaxaca	2,272
4	Hidalgo	1,445	20	Sonora	2,339
5	Coahuila	1,515	21	Guanajuato	2,443
6	Chiapas	1,574	22	Mexico City	2,550
7	Campeche	1,607	23	Michoacán	2,586
8	Queretaro	1,632	24	Chihuahua	2,731
9	Quintana Roo	1,724	25	Nuevo León	2,803
10	Veracruz	1,750	26	Zacatecas	2,828
11	Aguaascalientes	1,779	27	Morelos	2,997
12	Puebla	1,808	28	Baja California	3,010
13	San Luis Potosí	2,041	29	Baja California Sur	3,195
14	Mexico State	2,042	30	Sinaloa	3,274
15	Durango	2,076	31	Colima	3,734
16	Tamaulipas	2,212	32	Guerrero	3,927



EXPLORE OUR WORK

GlobalPeaceIndex

@GlobalPeaceIndex

economicandpeace.org

visionofhumanity.org

Official crime data in Mexico is imperfect, and that does affect peace scores. A composite index of peace directly corrects for some of the inherent problems in measuring violence. Each year IEP includes a review of Mexico's official data quality in order to verify the MPI findings.

VISION of HUMANITY

visionofhumanity.org

Explore the data on the interactive Mexico Peace Index map; see how peace changes over time, compare levels of peace between states and discover how the states fare according to each indicator of peace.

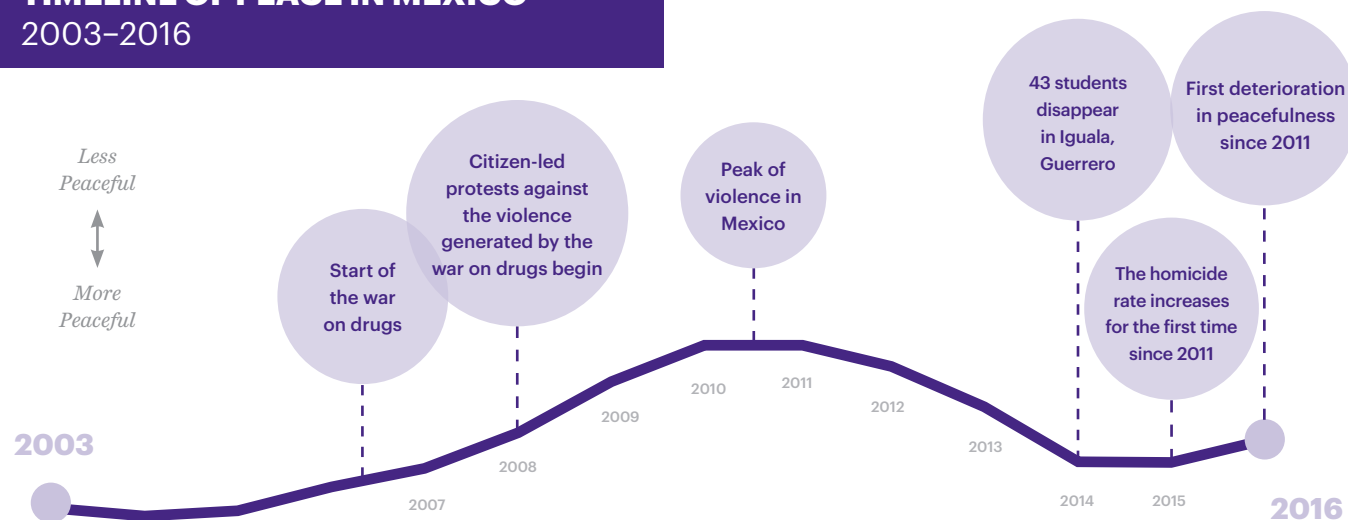
The Institute for Economics and Peace is a registered charitable research institute in Australia and a Deductible Gift Recipient. IEP USA is a 501(c)(3) tax exempt organization.

IN 2016, MEXICO'S PEACEFULNESS DETERIORATED BY 4.3%

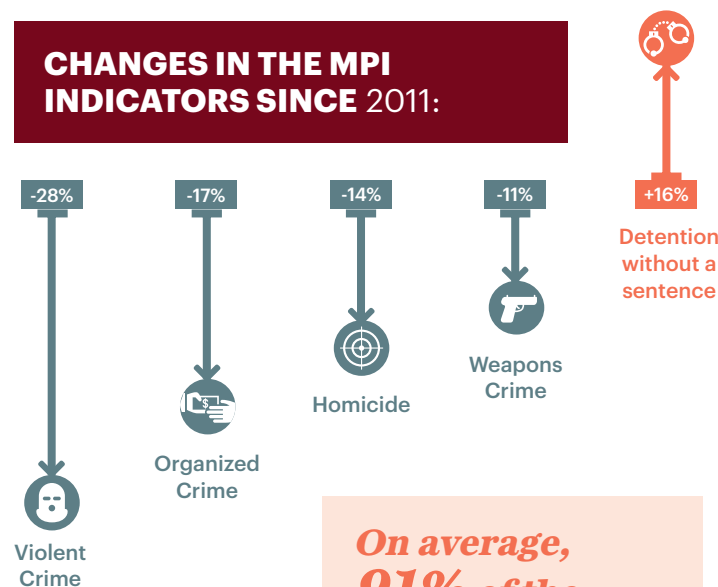
...HOWEVER, THE COUNTRY WAS 14 PERCENT MORE PEACEFUL THAN IN 2011.

The Mexico Peace Index (MPI) provides a comprehensive measure of peacefulness in Mexico, at the national and state level. Last year marked the tenth anniversary of the war on drugs, as well as the first deterioration in peacefulness since 2012.

TIMELINE OF PEACE IN MEXICO 2003-2016

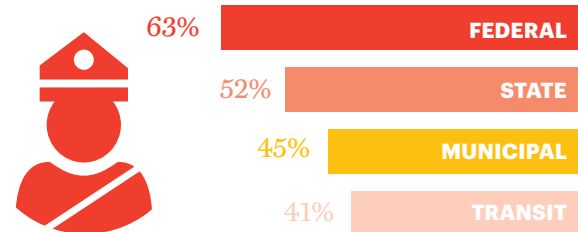


CHANGES IN THE MPI INDICATORS SINCE 2011:

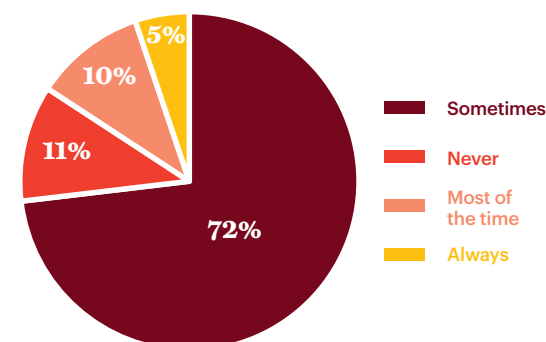


On average, **91% of the crimes committed in Mexico go unpunished.**

PUBLIC CONFIDENCE IN THE POLICE:



PERCEPTION OF FREQUENCY WITH WHICH CRIMINALS ARE PUNISHED:



ECONOMIC IMPACT OF VIOLENCE IN MEXICO 2003-2016

In 2016, the economic impact of violence in Mexico totalled:

MXN\$3.07 TRILLION PESOS

= **18%** of the country's GDP

= **US\$180 billion**

= **MXN\$25,130 pesos per capita**

= **More than one month's average salary**



* CONSTANT 2016 PESOS, TRILLIONS

POSITIVE PEACE IN MEXICO

Positive Peace is defined as the *attitudes, institutions and structures* that create and sustain peaceful societies.

87% of the population

... had access to basic services in 2016.

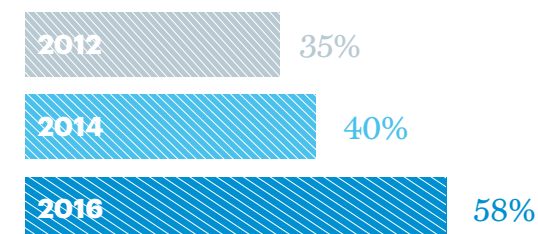


PILLARS OF POSITIVE PEACE



SINCE 2011, PERCEPTIONS OF GOVERNMENT PERFORMANCE, EDUCATION LEVELS AND THE BUSINESS ENVIRONMENT HAVE IMPROVED.

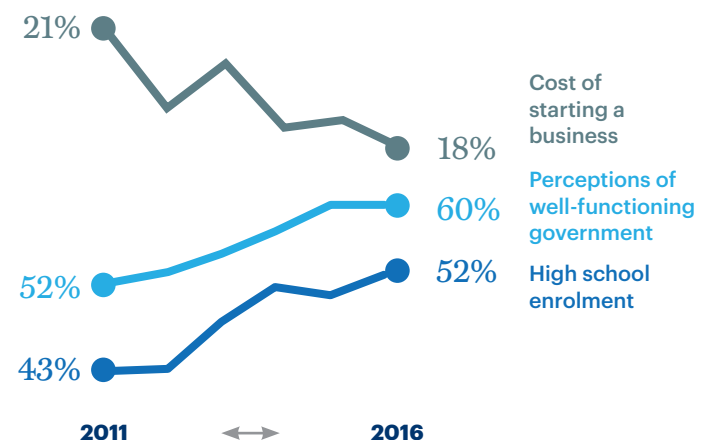
WOMEN IN THE LABOR FORCE:



In 2016, women represented more than 50% of the labor force.

METHODOLOGY

The MPI is composed of 5 indicators. These are scored between 1 and 5 - with 5 being the least peaceful score and 1 being the most peaceful score. After the score for each indicator has been calculated, weights are applied to each of the indicators in order to calculate the overall MPI score.



Look up state by state data with our interactive Mexico Peace Index map at visionofhumanity.org

INSTITUTE FOR ECONOMICS & PEACE